




AscTec Pelican Propeller Protection Assembly instructions



Mount the round frame at the bottom of the booms.



Use the two metal screws (M3 x 12mm) to attach the round frame **together with the motor**. The frame must be placed under the booms, the motors above.
Do not use these screws without the prop protection! Otherwise your motors will get damaged.



Use the zip-ties to fix the carbon tubes to the edges of the round frame.

Cut off the excess zip-tie ends.